

WE ARE ON  
MARCH!

# ACTIVITIES

English Presentation  
Class Rules  
Contents for the semester.

## TODAY

- 6th March, 2024

[livia.cortesm@gmail.com](mailto:livia.cortesm@gmail.com)

By Miss Livi



Objetivos de aprendizaje	Contenidos
<p><b>Expresión escrita</b></p> <p><b>Objetivo de Aprendizaje 16</b></p> <p><b> Demostrar</b> conocimiento y usodel lenguaje en sus textos escritos por medio de las siguientes funciones:</p> <ul style="list-style-type: none"><li>• Expresar cantidades, contar y enumerar; por ejemplo: two/four thousand/one million; enough/no money/time.</li><li>• Identificar y describir lugares, ocupaciones y personas (cualidades); por ejemplo: it's very busy/crowded/colorful/cheerful; he is interested in.../it is interesting; he is a teacher/pianist/waitress; she is good at...; he is/responsible/irresponsible/respectful/disrespectful.</li><li>• Expresarse con claridad usando palabras y expresiones de uso común, sinónimos y palabras compuestas; por ejemplo: part-time job; apply for a job; chopstick.</li><li>• Identificar y describir objetos en detalle; por ejemplo: it's an old wooden musical instrument.</li><li>• Expresar opiniones y hacer referencia a las opiniones de otros; por ejemplo: In my opinion...; according to...</li><li>• Señalar frecuencia, grado y tiempo de acciones; por ejemplo: he has worked here since 2010; I studied French five years ago; I go to the bank once a month; she is quite shy.</li><li>• Describir hábitos pasados; por ejemplo: I used to work at the airport but now I work at a school.</li><li>• Describir acciones pasadas que continúan en el presente; por ejemplo: I have saved money to buy a bike.</li><li>• Solicitar y dar información sobre duración de una actividad; por ejemplo: How long have you been friends? for 2 years/since 2010.</li><li>• Entregar información esencial o adicional; por ejemplo: Simon is the boy who lives next door; the science book, which I borrowed from the library, is very interesting.</li><li>• Unir ideas; por ejemplo: although it's cheap, I'm not sure; come early so that we can talk; both Luis and Tomás are my neighbors; and last...</li></ul>	<ul style="list-style-type: none"><li>- Identifican y describen de objetos, lugares, personas u ocupaciones vinculadas con alguna de las temáticas contempladas para este nivel</li><li>- Emplean palabras y expresiones de uso común, sinónimos y palabras compuestas vinculadas a los ámbitos temáticos contemplados para este nivel (por ejemplo: keen on...; part time job; salesman; lifelong, drop out, once/twice a week/month).</li><li>- Describen procesos y acciones (por ejemplo: This picture was painted by...; the piece was composed by...).</li><li>- Describen necesidades (por ejemplo: You needn't play tonight, you need to practice more).</li><li>- Describen hábitos pasados (por ejemplo: I used to work as a waiter).</li><li>- Describen acciones pasadas que continúan en el presente (por ejemplo: I have saved money to buy a car).</li><li>- Articulan ideas utilizando conectores (por ejemplo: so that, both, later, and, last, although,because, or, too, so, first, next, and then, until, also, first of all, and then, and last).</li><li>- Formulan preguntas y respuestas dirigidas a información sobre duración de una actividad (utilizando expresiones como: How long, since, once/twice a week/month).</li><li>- Comunican información esencial o adicional (por ejemplo: This is the place where we can see people dance in the streets).</li></ul>



NOW OUR

Presentations

HELLO

MY NAME IS ( ....)

I AM. (...) YEARS OLD

I LIVE IN ....

MY FAVORITE FOOD IS.....

I LIKE ....

WE ARE ON  
MARCH!

## ACTIVITIES

See you Next Class

### NEXT CLASS

- 13th March, 2024
- 08:30 am
- Diagnostic Test
- Same Meet Link

[livia.cortesm@gmail.com](mailto:livia.cortesm@gmail.com)

By Miss Livi

WE ARE ON  
MARCH!

# ACTIVITIES

## Diagnostic Test

### DATE

• 13th March, 2024

<https://forms.gle/afmKDsjpRKMxc8DFA>

By Miss Livi



WE ARE ON  
MARCH!

# ACTIVITIES GREETINGS VERB TO BE Exercices

DATE

• 20th March, 2024

By Miss Livi

# FORMAL GREETINGS

---

GOOD MORNING.

GOOD AFTERNOON.

GOOD EVENING.

HELLO ( NAME). HOW ARE YOU?

GOOD DAY SIR/MADAM

## INFORMAL GREETINGS

**HI**  
**HOW IS IT GOING?**  
**WHAT'S UP?**  
**WHAT'S NEW?**

**HEY!**  
**HOW ARE YOU DOING?**



# RESPONSES



FINE,  
THANKS. AND YOU?

I'M GREAT!

NOT BAD!

I'M FINE

GOOD THANK YOU ( GOOD THANKS)

VERY WELL, THANKS, HOW ABOUT  
YOU?



# GOODBYES



# VERB TO BE

The

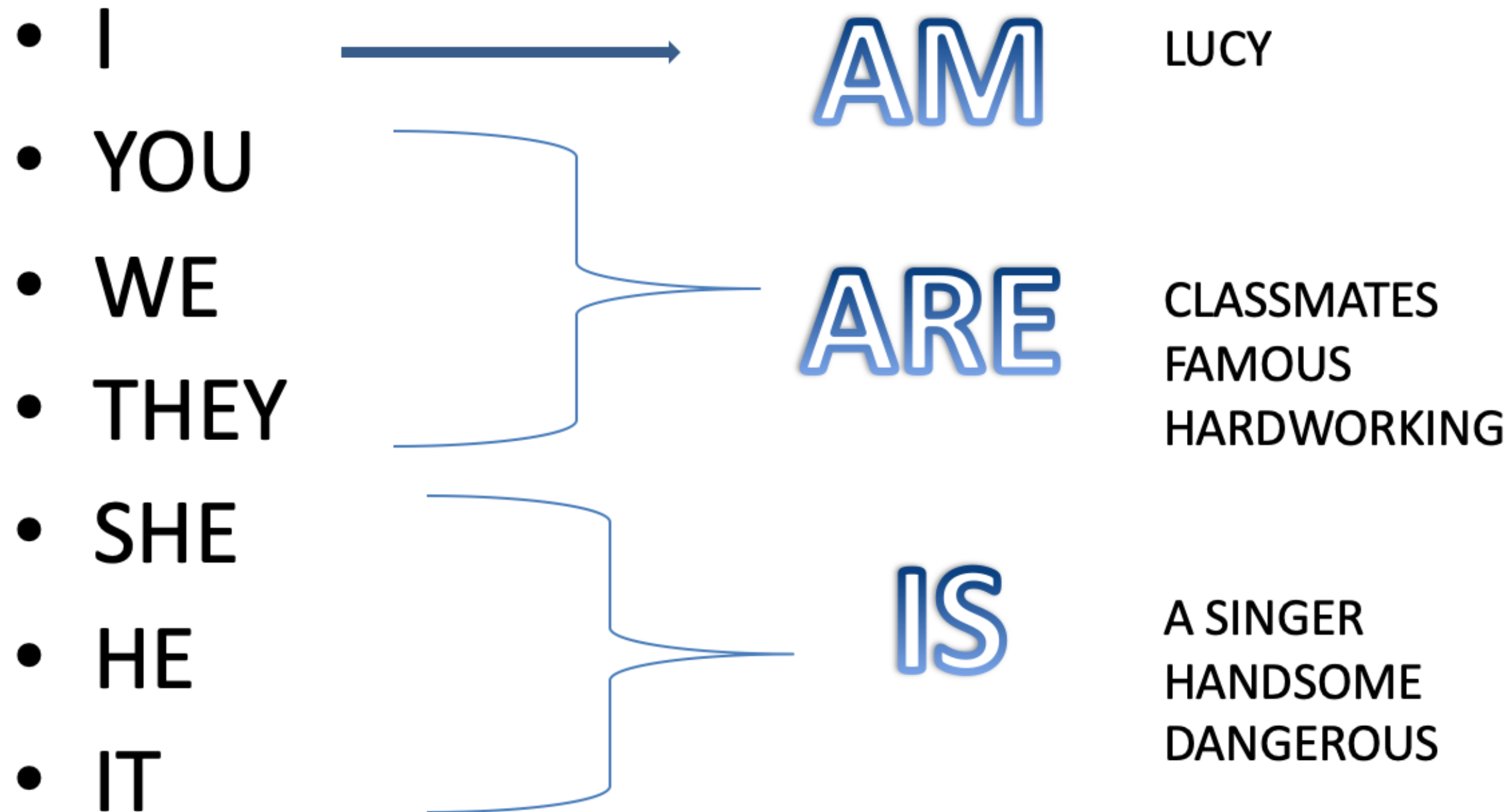
verb to be is the most important verb in the English Grammar. Is the base of English language.

It has three times ( presente, pasado y futuro) and now we are going to study the present form of the verb to be.

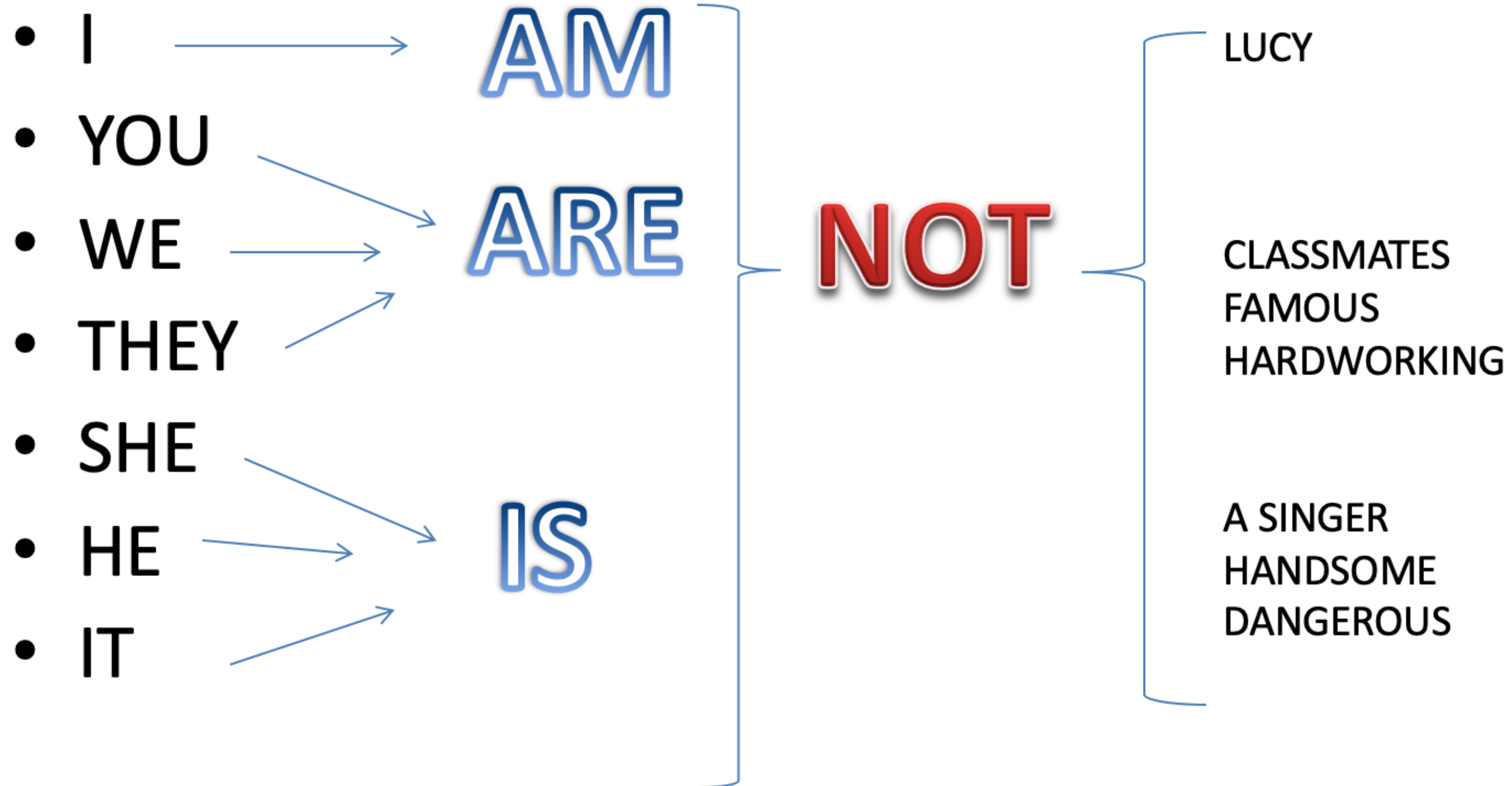
(affirmative, negative and  
interrogative)



# AFFIRMATIVE FORM OF THE VERB TO BE



# NEGATIVE FORM OF THE VERB TO BE



# SHORT FORMS OF THE VERB TO BE

## AFFIRMATIVE

I AM	YOU ARE	WE ARE	THEY ARE	SHE IS	HE IS	IT IS
I'M	YOU'RE	WE'RE	THEY'RE	SHE'S	HE'S	IT'S

## NEGATIVE

I AM NOT	YOU ARE NOT	WE ARE NOT	THEY ARE NOT	SHE IS NOT	HE IS NOT	IT IS NOT
I'M NOT	YOU AREN'T	WE AREN'T	THEY AREN'T	SHE ISN'T	HE ISN'T	IT ISN'T



WE ARE ON  
MARCH!

# ACTIVITIES GREETINGS VERB TO BE Exercices

DATE

• 27th March, 2024

By Miss Livi








**B** Complete the sentences. Then compare with a partner.

1. My first name is \_\_\_\_\_.
2. My last name is \_\_\_\_\_.
3. My middle name is \_\_\_\_\_.
4. My nickname is \_\_\_\_\_.
5. My teacher's name is \_\_\_\_\_.
6. My favorite name is \_\_\_\_\_.

► **C** Write three expressions for saying hello and good-bye. Compare with a partner.





A B C D E F G  
H I J K L M  
N O P Q R S T  
U V W X Y Z



### 3 Grammar The verb be: I, you, and we

I'm Jenny.

I'm **not** Carmen.

**You're** in Room G.

**You're not** in Room B.

**We're** in different classes.

**We're not** in the same class.

Are you Jenny?

Yes, I **am**. / No, I'm **not**.

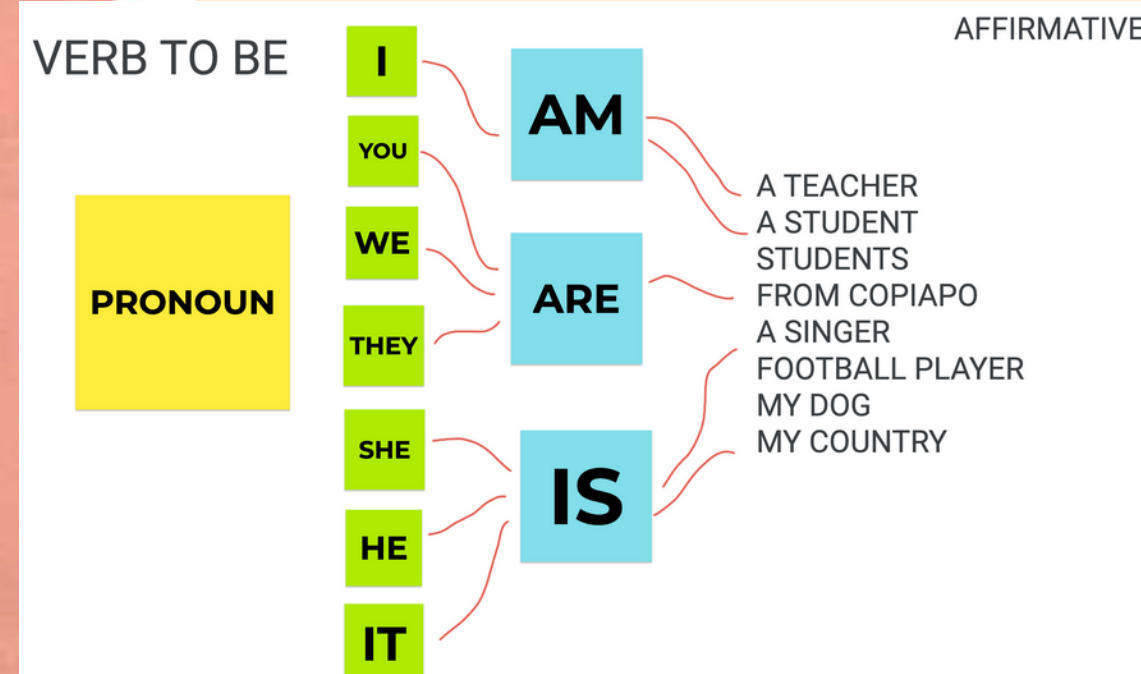
Am I in Room B?

Yes, **you are**. / No, **you're not**.

Are **we** in the same class?

Yes, **we are**. / No, **we're not**.

*I'm = I am      you're = you are      we're = we are*



**A** Complete the conversations. Then practice with a partner.

① A Are you Emiko?

B Yes, I \_\_\_\_\_. I \_\_\_\_\_ here for an English class.

\_\_\_\_\_ you here for English, too?

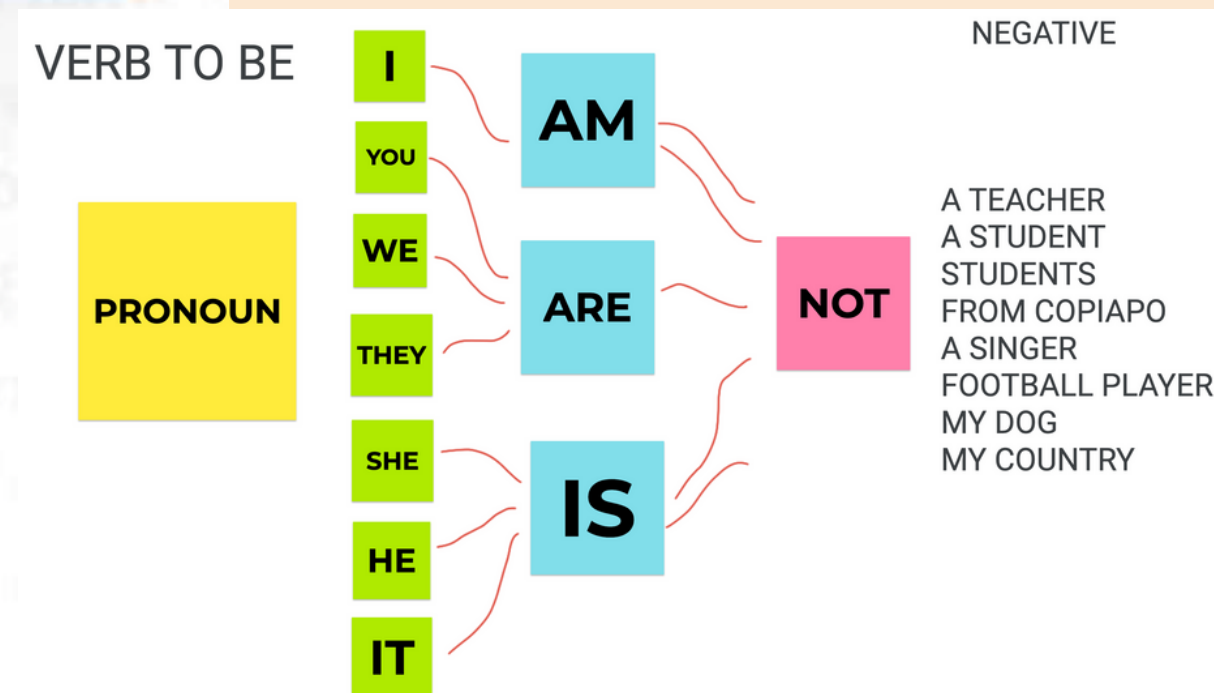
A No, I \_\_\_\_\_ . I \_\_\_\_\_ here for a French class.

② A \_\_\_\_\_ you Chris?

B Yes, I \_\_\_\_\_. \_\_\_\_\_ we in the same class?

A Yes, we \_\_\_\_\_. I \_\_\_\_\_ Dino.

B Hi, Dino. Nice to meet you.





# 1 Good evening.

## Conversation strategies

Complete the conversations with the expressions in the box. Use each expression only one time.

Good evening.	✓ Hi	How about you?	How are you doing?	Thank you.	Yes
Pretty good.	Hello.	Nice to meet you.	Good-bye.	thanks	Yeah

1. *Sam* Hi, Ali.

*Ali* Hi, Sam. \_\_\_\_\_?

*Sam* Good, thanks. How about you?

*Ali* \_\_\_\_\_.

*Sam* Am I late?

*Ali* \_\_\_\_\_, you are, but it's OK.

*Sam* Good. By the way, here's your book.

*Ali* Oh, \_\_\_\_\_.




2. *Joe* Good evening.

*Clerk* \_\_\_\_\_. What's your name, please?

*Joe* Joe Johnson.

*Clerk* Oh, yes. Mr. Johnson. Your room number is 10A. Here's your key.

*Joe* \_\_\_\_\_.



3. *Sally* Hello. My name's Sally.

*Kate* \_\_\_\_\_. I'm Kate. \_\_\_\_\_.

Are you here on business?

*Sally* \_\_\_\_\_, I am. \_\_\_\_\_?

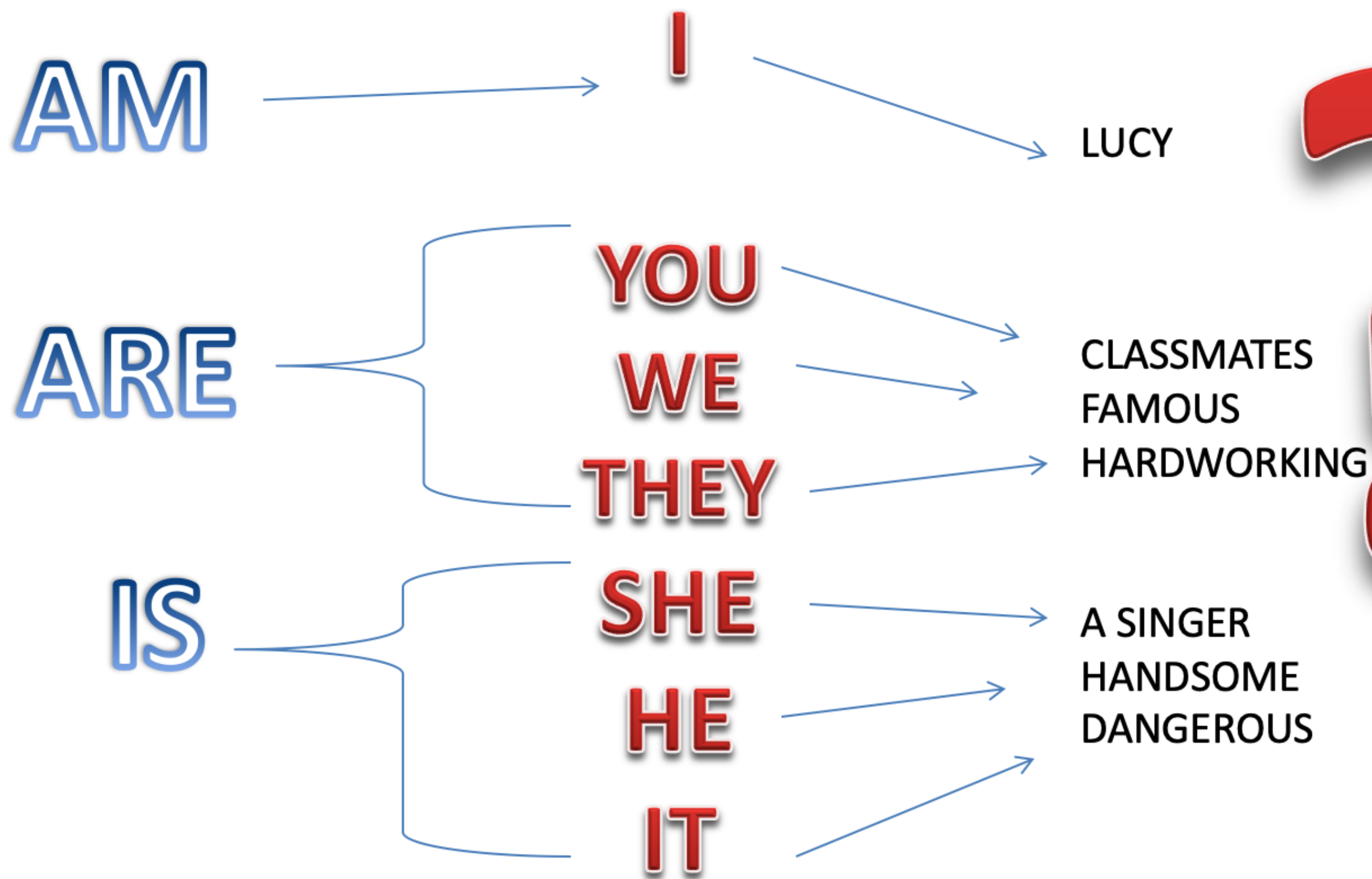
*Kate* No, I'm on vacation.

*Sally* Nice. Oh, here's a taxi. \_\_\_\_\_.

*Kate* Bye.



# INTERROGATIVE FORM OF THE VERB TO BE



Hi, I'm .....

HELLO, MY  
NAME IS

.....

RESPONSE

HAVE A NICE  
DAY

NICE TO MEET  
YOU.

IT'S A  
PLEASURE TO  
MEET YOU.

NICE TO MEET  
YOU, TOO

INTRODUCE  
YOURSELF



One person asks:

You answer:

**What is your full name?**

**My full name is** \_\_\_\_\_.

**What is your first name?**

**My first name is** \_\_\_\_\_.

**What is your last name?**

**My last name is** \_\_\_\_\_.

**When is your birth date?**  
(DOB)

**My birth date is** \_\_\_\_\_ , \_\_\_\_\_

**Where do you live?**

**I live in** \_\_\_\_\_,

**What street is your house on?**

**It is on** \_\_\_\_\_.

**What is the number on your house?**

**My house number is** \_\_\_\_\_.

WE ARE ON  
APRIL!

# ACTIVITIES

## VERB TO BE

### Exercices

## NUMBERS

DATE

• 3rd April, 2024

By Miss Livi

GRAMMAR

WE USE THE VERB 'BE'

For Names	I'm Robert ('m = am)
	My name's Susan ('s = is)
	They're Barbara and Carol ('re=are)
For Ages	I'm 28 (years old).
	Chloe is 15.
	My brothers are 14 and 20 years old.
For Nationalities	I'm Australian.
	Francisco's Chilean.
	You're Canadian.
For Jobs	I'm an engineer.
	-She's a dentist.
	They're teachers.



I'm (I am)	Chilean.  Spanish.  Japanese.  Portuguese.	I'm not (I am not)	Turkish.  French.  German.  Brazilian.
You're (You are)		You aren't (You are not)	
He's (He is)		He isn't (He is not)	
She's (She is)		She isn't (She is not)	
It's (It is)		It isn't (It is not)	
We're (We are)		We aren't (We are not)	
They're (They are)		They aren't (They are not)	



Am I	Canadian? Russian? Polish? Chinese?	Yes,	I am.	No,	I'm not.
Are you			you are.		you aren't.
Is he			he is.		he isn't.
Is she			she is.		she isn't.
Is it			it is.		it isn't.
Are we			we are.		we aren't.
Are they			they are.		they aren't.

EXERCISES

A) Change the sentences from positive to negative and vice versa.

1. She's 20. ....
2. We aren't architects. ....
3. They're Paula and David. ....
4. It isn't Taiwanese. ....
5. You are 60 years old. ....
6. He isn't from the UK. ....
7. I'm Pedro. ....
8. You aren't engineers. ....

B) Write questions and short answers using the prompts.

1. / you / Chinese ARE YOU CHINESE? YES, I AM
2. / we / in room 101 ARE WE IN ROOM 101? NO, WE AREN'T
3. / Chris / 21 IS CHRIS 21? YES, HE IS
4. / your name / Max IS YOUR NAME MAX? NO, IT ISNT
5. / you / students .....?
6. / Jenny / Spanish .....?
7. / they / accountants .....?
8. / the PC / French .....?

VERB TO BE

PRONOUN

I  
YOU  
WE  
THEY  
SHE  
HE  
IT

AM  
ARE  
IS

A TEACHER  
A STUDENT  
STUDENTS  
FROM COPIAPO  
A SINGER  
FOOTBALL PLAYER  
MY DOG  
MY COUNTRY

AFFIRMATIVE

VERB TO BE

PRONOUN

I  
YOU  
WE  
THEY  
SHE  
HE  
IT

AM  
ARE  
IS

A TEACHER  
A STUDENT  
STUDENTS  
FROM COPIAPO  
A SINGER  
FOOTBALL PLAYER  
MY DOG  
MY COUNTRY

NOT

NEGATIVE

VERB TO BE

AM  
ARE  
IS


I  
YOU  
WE  
THEY  
SHE  
HE  
IT

A TEACHER  
A STUDENT  
STUDENTS  
FROM COPIAPO  
A SINGER  
FOOTBALL PLAYER  
MY DOG  
MY COUNTRY

?



## 1 Numbers 0–10

**A**  Listen and say the numbers.

0

zero

1

one

2

two

3

three

4

four

5

five

6

six

7

seven

8


eight

9

nine

10

ten

**B**  Listen. Then practice.

1


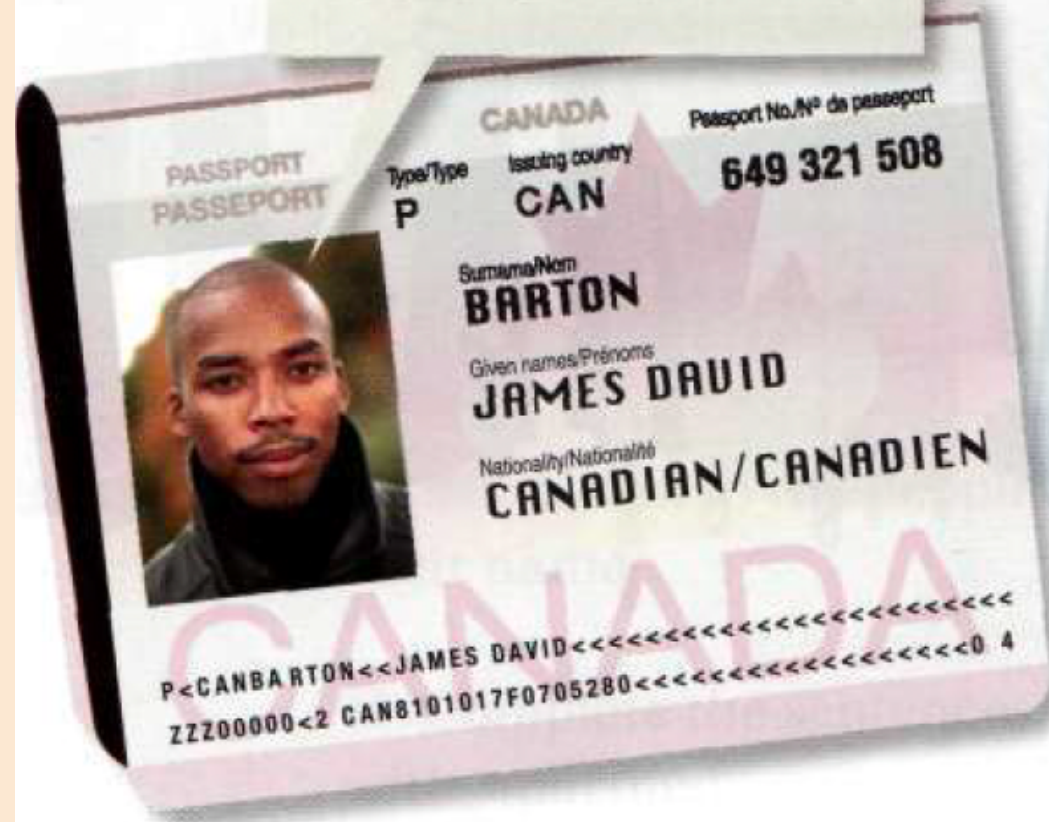
*My passport number  
is 649-321-508.*

2

*My ID number  
is 259-62-1883.*

3

*My phone number is  
216-555-7708. My e-mail  
address is dsmith6@cup.org.*



### ***Numbers and e-mail addresses***

216-555-7708 = "two-one-six, five-five-five, seven-seven-**oh (zero)**-eight"  
 dsmith6@cup.org = "d-smith-six-**at**-c-u-p-**dot**-org"



### 3 Are we in the same class?

**Grammar** A Complete the conversation. Write *am* or *are*. Use contractions *'m* or *'re* where possible.

Receptionist Hello. Are you here for an English class?

Mi Young Yes, I \_\_\_\_\_. I'm Mi Young.

Receptionist Mi Young Lee? You \_\_\_\_\_ in Class C.

Mi Young Thank you.

Sergio Hi. \_\_\_\_\_ I in Class C, too? I'm Sergio.

Receptionist Yes, you \_\_\_\_\_.

Sergio So we \_\_\_\_\_ in the same class.

Receptionist Wait. \_\_\_\_\_ you Sergio Rodrigues?

Sergio No, I \_\_\_\_\_ not. I'm Sergio Lopes.

Receptionist Oh, you \_\_\_\_\_ in Class D.

You \_\_\_\_\_ not in the same class.



B Complete the conversation.

David Hi. \_\_\_\_\_ Julia Kim?

Maria No, \_\_\_\_\_ I'm Maria Martinez.

David Hi, Maria. I'm David. Nice to meet you.

Maria \_\_\_\_\_ here for a dance class?

David Yes, \_\_\_\_\_ in the same class?

Maria Yes, \_\_\_\_\_ We're in Class A.

David Oh, good.



### 4 About you

**Grammar** Answer the questions. Use your own information.

1. Are you in an English class?

2. Are you in a French class?

3. How are you today?

4. Are you and your friends in the same English class?

5. Are you married?



### Cardinal Numbers

1	one	11	eleven	21	twenty-one	40	forty
2	two	12	twelve	22	twenty-two	50	fifty
3	three	13	thirteen	23	twenty-three	60	sixty
4	four	14	fourteen	24	twenty-four	70	seventy
5	five	15	fifteen	25	twenty-five	80	eighty
6	six	16	sixteen	26	twenty-six	90	ninety
7	seven	17	seventeen	27	twenty-seven	100	one hundred
8	eight	18	eighteen	28	twenty-eight	1000	one thousand
9	nine	19	nineteen	29	twenty-nine	10000	ten thousand
10	ten	20	twenty	30	thirty	0	zero

How To Say It

0 zero / oh (phone numbers and addresses)  
 405 four hundred and five / four oh five  
 100 a hundred / one hundred  
 379 three hundred and seventy-nine  
 6 563 six thousand, five hundred and sixty-three  
 5 800 fifty-eight hundred / five thousand eight hundred

Asking for Information

❖ What is your telephone number?

My telephone number is 932-1296

nine-three-two, twelve, nine

501 998

five-oh-one, double nine, eight

❖ What is your address?

My address is Copayapu Avenue 935, Copiapo.

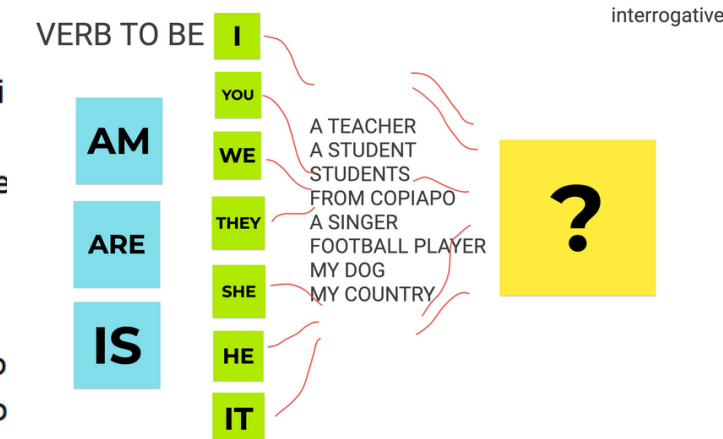
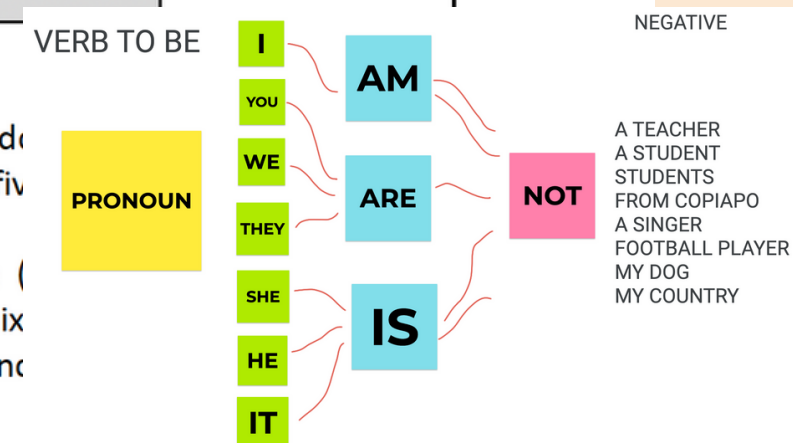
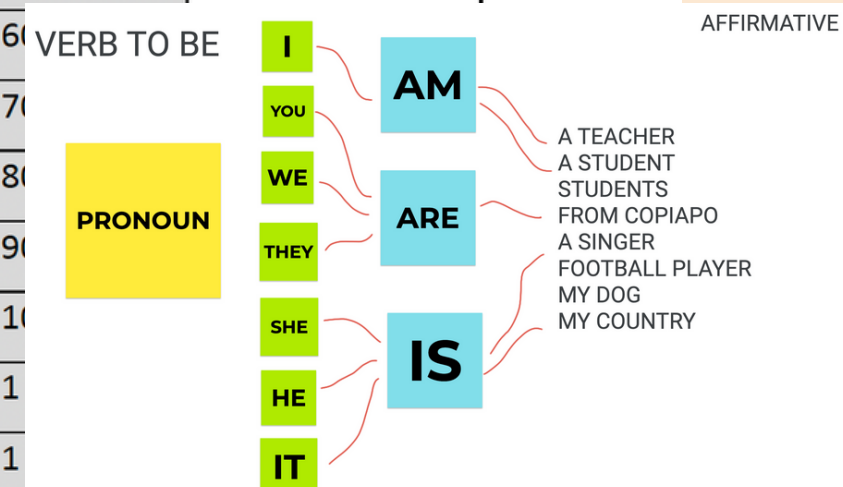
Copayapu Avenue nine-three-five, Co

Copayapu Avenue nine-thirty-five, Co

❖ What is your email?

My email is [lmorris@hotmail.com](mailto:lmorris@hotmail.com).

at dot



8319 EIGHT THOUSAND, THREE  
HUNDRED NINETEEN

WE ARE ON  
APRIL!

# ACTIVITIES

## VERB TO BE

### Exercices

## INDEFINITE ARTICLE


DATE

- April, Wednesday  
10th, 2024

By Miss Livi



# 1 Building vocabulary

**A**  Here are some things students take to class. Write *a* or *an* before each item. Then listen and say the words. Check your answers.

## Articles

**a** + consonant sound

*a bag*

**an** + vowel sound

*an eraser*



an umbrella



a pencil



an eraser



a pen



a bag



a cell phone



a notebook



a English book



a address book

Word  
sort

**B** Make two lists of things *you* take to class. Use *a* and *an*. Compare with a partner.

a  
a pencil

an  
an umbrella

a snack



a dictionary

a wallet






# 1 Everyday things

## Vocabulary

Label the things in the picture.





THERE IS (SINGULAR): HAY  
THERE ARE (PLURAL): HAY

## There is / are + A/AN, SOME, ANY



A / An



USE: with COUNTABLES in Singular.

Example: There is A plum.  
There is AN apple.

Some



USE: With Countables and Uncountables in AFFIRMATIVE sentences.

Example: There is SOME sugar.  
There are SOME apples.

Any



USE: With Countables and Uncountables in NEGATIVE AND INTERROGATIVE sentences.

Example: There isn't ANY sugar.  
There aren't ANY apples.  
Is there ANY sugar ?  
Are there ANY apples ?






**Vocabulary**

**A** Write the words under the pictures.



1. a board



2. some posters



3. \_\_\_\_\_




4. \_\_\_\_\_



5. \_\_\_\_\_



6. \_\_\_\_\_



7. \_\_\_\_\_



8. \_\_\_\_\_



9. \_\_\_\_\_



10. \_\_\_\_\_



11. \_\_\_\_\_



12. \_\_\_\_\_




**B** Circle the words from part A in the puzzle. Look in these directions (→↓).

T	V	C	Q	U	A	B	L	A	M	A	B
W	E	H	A	S	I	C	U	Y	A	Z	O
A	C	A	L	E	N	D	A	R	P	H	A
G	O	I	H	K	O	P	Z	O	E	O	R
I	P	R	P	E	D	L	F	L	T	E	D
W	A	S	T	E	B	A	S	K	E	T	I
R	K	T	O	R	R	Y	O	O	M	U	M
O	C	U	O	S	J	E	C	D	E	S	K
N	L	L	G	T	O	R	X	I	T	J	A
C	O	M	P	U	T	E	R	O	T	D	S
M	C	A	S	M	P	O	S	T	E	R	S
A	K	I	V	I	D	E	O	S	V	A	R



# PREPOSITIONS

**A** Look at the picture. Complete the sentences. Use the words in the box



in   in   in front of   next to   ✓ on   on   on   under

1. The dictionaries are on the floor.
2. The students' papers are \_\_\_\_\_ the wall.
3. The CD player is \_\_\_\_\_ the teacher's desk.
4. The calendar is \_\_\_\_\_ the wastebasket.
5. The videos are \_\_\_\_\_ the closet.
6. The computer is \_\_\_\_\_ the teacher's desk.
7. The teacher's desk is \_\_\_\_\_ the board.
8. The closet is \_\_\_\_\_ the window.




**Learning tip** *Linking things with places*

Make lists of things you keep in different places.

in my bag - my wallet, my keys

**1** Label the things on the desk.



**2** Now make lists of your things.

**What's in your bag?**



**What's in your wallet?**



**What's under your desk?**



**What's in your pockets?**





*Questions!*