



COLEGIO VIRTUAL  
ATACAMA \_

Colegio Virtual Atacama

# ENGLISH CLASS

May 14th, 2024

A B C D E F  
G H I J K L M  
O P Q R S T  
U V W X Y Z





COLEGIO VIRTUAL  
ATACAMA \_



# THIS CLASS

Utilizar de manera escrita y oral el verbo  
haber en inglés

Reconocer y utilizar preposiciones de  
lugar.

Some and Any según corresponda para  
describir espacios.

Describir espacios de su casa y/o  
habitación utilizando lo aprendido



A B C D E F  
G H I J K L M  
O P Q R S T  
U V W X Y Z



Some

USE: With Countables and  
Uncountables in AFFIRMATIVE  
sentences.

Example: There is SOME sugar.  
There are SOME apples.

## SOME vs ANY

SOME

- Used to mean "a little" and "a few".
- Used with both countable and uncountable nouns.
- Used with countable nouns, nouns are plural, used with uncountable nouns, they are always singular.

### Examples

- I must withdraw some money from the bank.
- Lyn sent some pictures from the wedding.
- He has bought some tropical fruits.

ANY

- Used to mean "no" or "zero".
- Used with both countable and uncountable nouns.
- Used with countable nouns, they are always plural, used with uncountable nouns, they always become singular.


### Examples

- The baby can't keep any food down.
- You can't go out without any shoes.
- I won't give her any more if she's ungrateful.

A Write the words under the pictures.




1. a board



some posters



5.



6.



7.




8.



9.



10.



11.



12.







BOOKSHELF

BOOKSHELVES

BOOKS

NOTEBOOK

LAPTOP

TRASH

TRASHCAN

GARBAGE

SOFA

LAMP

TABLE

DESK


CHAIR

CURTAINS

WINDOW

MASK



 **From:** bri.adams@newmail.net  
**To:** t.adams@mail.com  
**Subject:** Hi!

Hi Mom,

Just to let you know my new room is fine. It's very clean and neat. The walls are pale blue, and there are two beautiful paintings on the wall next to my bed. There's a TV, and there's a nice desk for me to study at. There are two chairs and a sofa, so it's really comfortable. Hope everything is okay at home. Say "Hi" to Dad and Sally.

Love, Brian

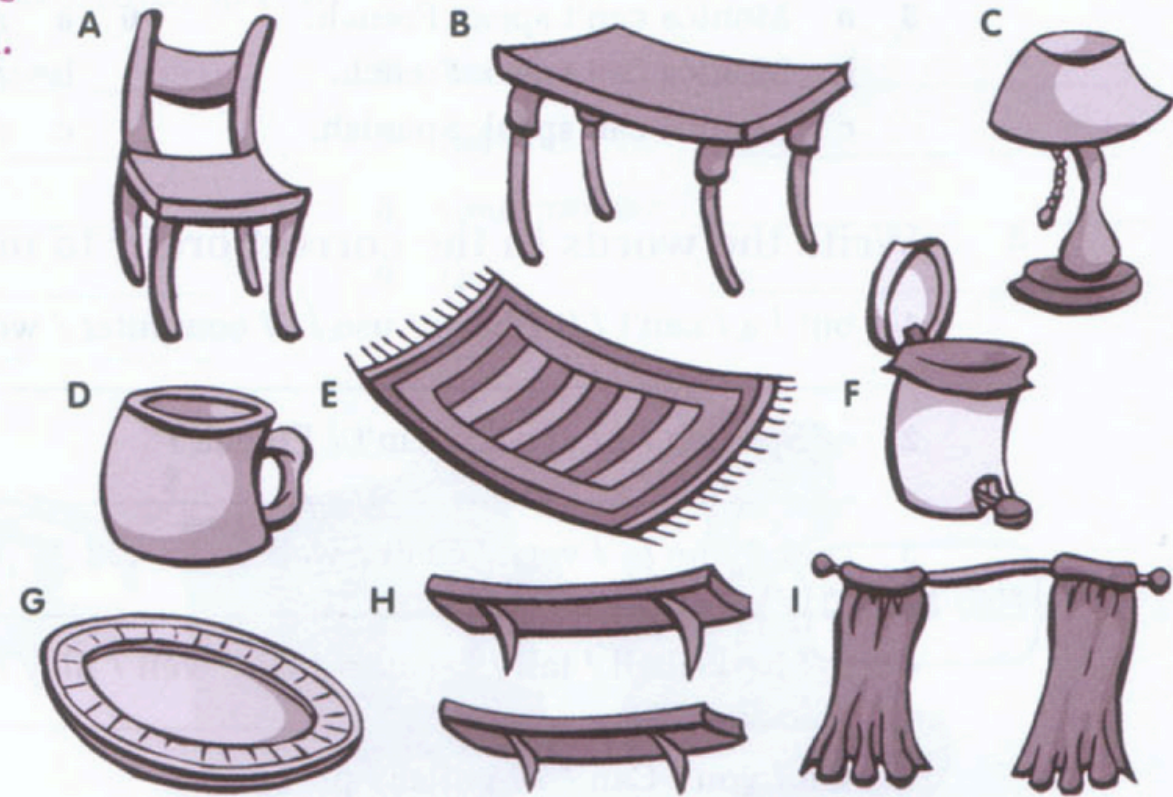






Match the words and pictures.  
Write the correct picture  
letter next to each word.

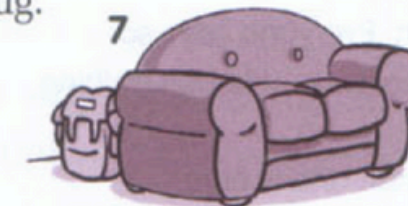
- 1 trash can \_\_\_\_\_
- 2 table \_\_\_\_\_
- 3 curtains \_\_\_\_\_
- 4 chair \_\_\_\_\_
- 5 mug \_\_\_\_\_
- 6 plate \_\_\_\_\_
- 7 lamp \_\_\_\_\_
- 8 rug \_\_\_\_\_
- 9 shelves \_\_\_\_\_



Look at the pictures and complete each sentence with a preposition  
from the box. Some words can be used more than once.

in on under next to behind between

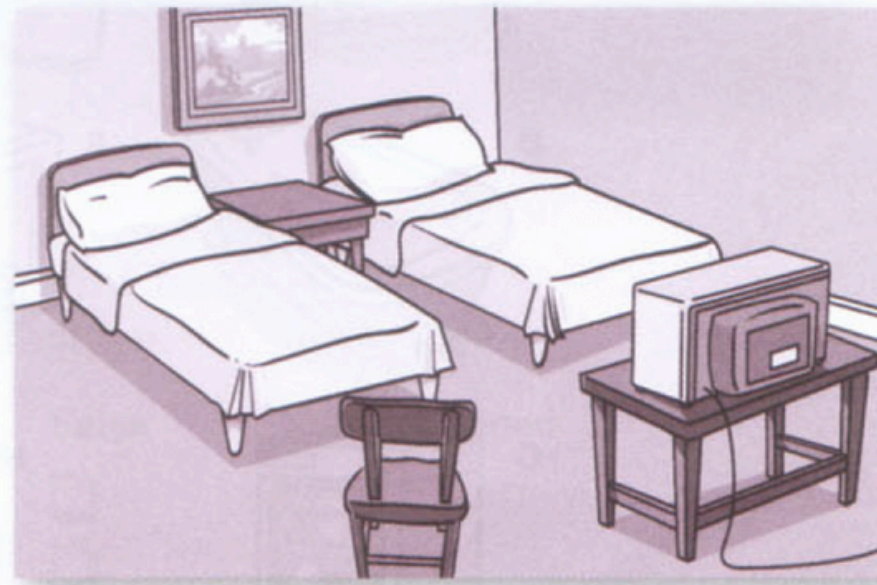
- 1 The plate is \_\_\_\_\_ the table.
- 2 The glass is \_\_\_\_\_ the plate.
- 3 The mug is \_\_\_\_\_ the desk.
- 4 The poster is \_\_\_\_\_ the wall.
- 5 The pants are \_\_\_\_\_ the chair.
- 6 The book is \_\_\_\_\_ the backpack.
- 7 The backpack is \_\_\_\_\_ the sofa.
- 8 The book is \_\_\_\_\_ the chair and  
the bed.
- 9 The pen is \_\_\_\_\_ the mug.





Look at the picture and write the correct form of *there is / there are* in each blank.

- 1 There's a picture on the wall.
- 2 \_\_\_\_\_ two beds.
- 3 \_\_\_\_\_ books or magazines.
- 4 \_\_\_\_\_ a chair.
- 5 \_\_\_\_\_ a TV on the desk.
- 6 \_\_\_\_\_ shelves.
- 7 \_\_\_\_\_ a table in between the beds.
- 8 \_\_\_\_\_ a rug.
- 9 \_\_\_\_\_ a sofa.



Write the words in the correct order to make sentences.

- 1 is on / poster / . / My / wall / room / in / the / my  
MY POSTER IS ON THE WALL IN MY ROOM
- 2 a / under / book / bed / . / There's / the  
THERE IS A BOOK UNDER THE BED
- 3 pants / . / are / on / shelf / Your / the  
YOUR PANTS ARE ON THE SHELF
- 4 two / There / mugs / . / the / on / table / are  
THERE ARE TWO MUGS ON THE TABLE
- 5 pen / behind / . / Your / the / is / sofa  
YOUR PEN IS BEHIND THE SOFA
- 6 a / picture / There's / between / books / . / the / two  
THERE'S A PICTURE BETWEEN THE TWO BOOKS
- 7 lamp / Is your / on / ? / desk / the  
IS YOUR LAMP ON THE DESK?
- 8 your / ? / there / curtains / Are / any / in / room  
ARE THERE ANY CURTAINS IN YOUR ROOM?




6 Do the word search.  
The theme is *furniture*.



1 \_\_\_\_\_  
2 \_\_\_\_\_  
3 \_\_\_\_\_  
4 \_\_\_\_\_  
5 \_\_\_\_\_  
6 \_\_\_\_\_  
7 \_\_\_\_\_  
8 \_\_\_\_\_

P	R	U	L	R	B	V	P	X	F
R	C	X	Y	J	B	A	Q	C	I
Z	S	H	O	W	E	R	E	T	L
M	W	W	L	J	D	M	A	A	U
N	E	N	K	I	T	C	X	B	F
C	S	P	N	S	P	H	O	L	A
M	I	C	R	O	W	A	V	E	I
X	N	U	W	F	Q	I	E	D	A
V	K	I	C	A	M	R	N	W	F
O	I	G	D	Q	L	M	Y	H	W









Colegio Virtual Atacama

SEE YOU NEXT  
WEEK!

